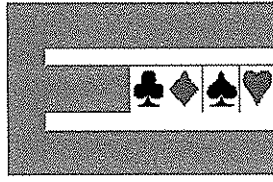


European Bridge League

Financial statements

As per 31 December 2008



European Bridge League

Annual report 2008


European Bridge League

Contents

1. Report of the Executive Board	4-13
2. Auditor's report	14-15
3. Financial statements for the year ended 31.12.2008	16-22
3.1. Balance sheet as per 31.12.2008	17
3.2. Statement of income and expenses 2008	18
3.3. Notes to the balance sheet as per 31.12.2008 and the statement of income and expenses 2008	19-22
4. Other information	23-24
4.1. Statement of bonds as per 31.12.2008	24

European Bridge League

1. Report of the Executive Board



TREASURERS REPORT YEAR 2008

I. PROFIT & LOSS STATEMENT

I.1. FIXED INCOME & EXPENSES

Because of the persistent deficits on the fixed side of our Profit & Loss accounts in the past years, in its' Pau Meeting the General Assembly has approved the principle of indexing the **dues** to EBL. These dues had remained unchanged since 1999 and, since then, we have witnessed an inflation of some 30 %. With a 10 % increase, this decrease in purchasing power was only partially compensated for. Still, in the 2008 accounts, a provision of some 24 k€ was made, the "index tranche" on the '08 dues having to be collected in the next year. Our 2008 accounts show a total amount of dues of 250 k€. For 2007 the NBO's showed a total of 382.681 regular members (+ 947 in comparison with '06) and 11276 members under the age of 20.

Due to the strengthening of EBL's financial reserves, the income on assets (13,4 k€) has exceeded the initial estimate. In total, the **fixed income** for the year 2008 amounted to 265,11 k€.

Overall, the **fixed expenses** for the year have remained within the budgeted figures. Taking advantage of the Championships, meetings of the Executive Committee and of the Presidential Council took place in Pau and Amsterdam. The participation in the Beijing WBF Council meetings, proved to be more expensive than budgeted, whilst the other administrative costs remained within budget. Also the different Committees have developed their activities in respect with the allowed budgets, the only small difference concerning the Seniors Committee. In Salsomaggiore, Italy, storage room was rented to stock and preserve the material assets (tables, screens, cards & boards, computers, etc.) of both EBL and WBF. A cost sharing agreement is under negotiation with WBF. For the year 2008, the fixed expenses of EBL total an amount of 245,96 k€.

The balance for the **fixed income & expenses** shows a bonus of **+ 19,15 k€**.

Besides taking care of the usual cost – management, realizing the (more than) break even goal on this part of the P&L is, of course, due to the indexation – decision of the Pau General Assembly. It is more than opportune to thank the NBO's for the financial efforts they have been willing to make, in order to realize this important part of the financial management of their League.

I.2. VARIABLE INCOME & EXPENSES

The 49th edition of the **European Teams Championships**, organized in Pau, France, have proved to be very successful. Both in terms of numbers of participating teams (83 in total), the adequacy of the venue and hotel accommodation and the general organization, the French Bridge Federation has done a tremendous job. Using IOC terms, we have to say "the best ever". On the financial level, the final outcome for EBL (a bonus of nearly 84 k€) was in line with the agreed conditions and with the initial budget.

Mid July '08, in Wroclaw, Poland, the **Youth Pairs Championships** took place. In 3 categories (under 26 and under 21 in the Open formula, under 26 in the Girls category) a large number of young players have participated in a much appreciated and very well organized event. The Polish Bridge Union, as ever very efficient in putting on stage an international bridge competition, has been a perfect host. As agreed with the PBU, this event bears a zero cost for EBL.

From 6 to 11 November, the 7th edition of the **EBL Champions Cup** was organized in Amsterdam, the Netherlands. The White House, a well known stage for many prestigious bridge events in past years, proved to be a more than adequate venue for this competition. It is more than appropriate to thank the host NBO, the Dutch Bridge Federation, for a very well organized event. Total cost for EBL, for this yearly organization, amounted to some 6 k€.

Another warm word of appreciation is due to Anna Gudge and her team, for organizing again the **Simultaneous Internet Pairs Competition**. Slightly increasing numbers of participation (though this event really deserves a higher interest) explain a net result for EBL of nearly 10 k€.

Finally, at the start of 2008, a **Directors Course** has been organized in Telecitta, Italy. Investing in the quality of tournament directing being one of the important missions of the League, the net cost of this activity (13,30 k€) is a much justified expense.

Overall, the variable side of the Profit & Loss Statement for the year shows a bonus of **73,88 k€**

I.3. GLOBAL RESULT FOR THE YEAR

Adding up the figures for both the fixed and the variable side of the Profit & Loss Statement 2008, we arrive at a **bonus of 93,03 k€**.

The year 2008 being an even year, in which the money making Open Championships are absent, this outcome is far better than initially planned. Three main elements are at the basis of this result:

- a) The indexation of the dues;
- b) The zero cost of the Youth Championships;
- c) The bonus on the Teams Championships.

By realizing this bonus, a new add on to the level of financial reserves has been realized. At the end of the year, these financial reserves arrived at the level of 494 k€. If this path is continued in the next few years, we clearly are on the right track in obtaining again a sufficient level of capital for the League. Moreover, the present format of organizing the activities and the official championships allows us to say that the League is more or less independent from substantial commercial sponsorship which, in present economic circumstances, is very important.

II. **BALANCE SHEET**

Resuming the balance sheet to the main items, we obtain the following view:

ASSETS

1. Fixed assets (remaining book value) 8668 €

Bridgemates	637
Tournament Man.System	6417
Other assets	1614

Up to now, in total, a gross amount of 13250 € has been invested in creating a Tournament Management System. Part of this investment should be shared with WBF.

2. Stock of goods 3050 €

PR items & goods to be sold	3050
Medals & awards	0

3. Receivables 81657 €

4. <u>Bonds & placements</u>	384160 €
Bond CHF (IBRD 5,5% - 86-11)	30160
Term placements	354000
5. <u>Banks</u>	27791 €
6. <u>Prepaid amounts</u>	33052 €

TOTAL ASSETS 538377 €

LIABILITIES

1. <u>Equity of the League</u>	495016 €
2. <u>Debts</u>	39561 €
3. <u>Running accounts</u>	3800 €

TOTAL LIABILITIES 538377 €

CONCLUSION

As explained above, the financial result for the year 2008 may be considered as more than satisfactory. Both the daily activities of the League and the organization of championships and events have not only contributed to the achievement of our missions, they have proven that the path of financial recovery is realistic and achievable.

Destelbergen, April 1st, 2009
 Marc De Pauw, EBL Treasurer

E.B.L. - Profit & Loss Statement

Year:	2008	
Date document:	01.04.2009	(x 1000 €)

FIXED INCOME & EXPENSES	Initial budget	Present view	Accounts
	apr/07	nov/08	apr/09
FIXED INCOME			
1 Membership dues	226,00	225,57	225,57
Indexation		24,28	24,16
2 Income on assets			
2.1. Current income	5,00	8,00	13,86
2.2. Capital gains	0,00	0,00	0,00
2.3. Exchange rate differences (non realised)	0,00	0,00	0,00
3 Structural sponsorship	0,00	0,00	0,00
4 Miscellaneous income			
4.1. Exchange rate differences (realised)	0,00	0,00	1,22
4.2. Various	0,00	0,00	0,30
TOTAL FIXED INCOME	231,00	257,85	265,11
FIXED EXPENSES			
1 EBL Management Committees			
1.1. Executive Committee	25,00	15,00	13,57
1.2. Presidential Council	4,20	15,00	14,46
1.3. Championships Committee	1,00	1,00	0,37
2 Officers expenses			
2.1. President	19,00	19,00	23,66
general			
travel	7,50	7,50	5,88
2.2. Treasurer	15,00	15,00	15,00
2.3. Honorary Secretary	10,00	10,00	10,00
2.4. Travel	5,00	5,00	3,99
3 Office & Secretarial Service			
3.1. Milano & Lausanne Office	47,50	47,50	47,38
3.2. Other	1,00	1,00	0,00
4 Communication			
4.1. General	2,60	2,60	2,50
4.2. Website & Internet services	26,00	26,00	26,09
5 International relations			
5.1. WBF	20,00	21,00	28,38
5.2. IOC - EOC - EC	2,50	1,00	0,94
5.3. NBO	1,00	1,00	0,15
6 EBL Committees			
6.1. Youth	1,50	1,50	0,22
6.2. Ladies	3,25	2,70	2,70
6.3. Seniors	3,25	3,25	3,70
6.4. Economical & Financial	1,00	1,00	0,00
6.5. Statutes, Laws & Regulations	1,00	1,00	0,00
Disciplinary & Systems			
6.6. Tournament Directors	1,00	1,73	0,83
6.7. Teaching & School	1,00	1,00	0,00
6.8. Sponsorship	1,00	1,00	0,21
6.9. Masterpoints	5,00	2,00	3,59

6.10 Small NBO	0,00	1,00	0,00
7 Various charges			
7.1. Insurance	5,60	6,19	6,19
7.2. Bank charges	6,00	6,00	5,27
7.3. Audit & accounting	6,60	7,30	7,40
7.4. Consultants	1,00	1,00	0,00
7.5. Storage costs	0,00	2,00	9,00
8 Depreciation of assets	8,00	7,10	7,16
9 Representation & Ceremony	1,00	1,00	0,38
10 Miscellaneous & Contingency			
10.1. General	1,00	1,00	0,12
10.2. Exchange rates differences (realised)	0,00	0,00	0,00
10.3. Non collectible items	0,00	0,00	0,00
10.4. Misc costs previous years	0,00	6,78	6,82
11 Solidarity Fund	0,00	0,00	0,00
12 Provisions			
12.1. Exchange rates differences (non realised)	0,00	0,00	0,00
12.2. Balance sheet provisions	5,00	5,00	0,00
TOTAL FIXED EXPENSES	239,50	247,15	245,96
BALANCE FIXED INCOME - EXPENSES	-8,50	10,70	19,15

E.B.L. - Profit & Loss Statement

Year:	2008		(x 1000 €)
Date document:	01.04.2009		

VARIABLE INCOME & EXPENSES		Init. budget	Pres view	Accounts
<u>I. CHAMPIONSHIPS & COMPETITIONS</u>				
1	Open, Ladies & Senior TEAMS Championships	<u>Pau</u>		
	Income		255,82	258,57
	Expenses		-173,25	-174,84
	Net result	50,00	82,57	83,73
2	OPEN Championships			
	Income			
	Expenses			
	Net result	0,00	0,00	0,00
3	Youth Championships			
	3.1. Junior & School TEAMS Championships			
	Income			
	Expenses			
	Net result	0,00	0,00	0,00
	3.2. Junior PAIRS Championships			
	Income			24,30
	Expenses			-24,30
	Net result	-20,00	0,00	0,00
	3.3. University Championships			
	Income			
	Expenses			
	Net result	0,00	0,00	0,00
4	Champions Cup	<u>Amsterdam</u>		
	Income			0,00
	Expenses			-6,08
	Net result	-10,00	-10,00	-6,08
5	Simultaneous Pairs Competition			
	Income			23,45
	Expenses			-13,92
	Net result	8,00	7,00	9,53
RESULT CHAMPIONSHIPS & COMPETITIONS		28,00	79,57	87,18
<u>II. OTHER ACTIVITIES</u>				
6	NBO Officers & Teaching Seminar Youth, Woman & Seniors NBO Seminar			
	Income			
	Expenses			

		Net result	0,00	0,00	0,00
7	Directors Course & Seminar		Telecitta		
		Income	0,00	2,39	2,39
		Expenses	0,00	-10,86	-15,69
		Net result	0,00	-8,47	-13,30
8	Teachers Course				
		Income			
		Expenses			
		Net result	-15,00	0,00	
RESULT OTHER ACTIVITIES			-15,00	-8,47	-13,30
BALANCE VARIABLE INCOME - EXPENSES			13,00	71,10	73,88

E.B.L. - Profit & Loss Statement

Year: 2008	(x 1000 €)
Date document: 01.04.09	

SUMMERY	Initial budget	Present view	Accounts
FIXED INCOME & EXPENSES	-8,50	10,70	19,15
VARIABLE INCOME & EXPENSES	13,00	71,10	73,88
GLOBAL RESULT	4,50	81,80	93,03

European Bridge League

2. Auditor's report

AUDITOR'S REPORT

To the Executive Committee of the
EUROPEAN BRIDGE LEAGUE

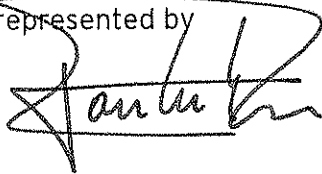
We have audited the financial statements of the European Bridge League, for the year ended 31 December 2008 showing a balance sheet total of € 495.016,45 and a profit for the year of € 93.040,59. These financial statements are the responsibility of the Executive Committee of the European Bridge League. Our responsibility is to express an opinion on the financial statements based on our audit.

We conducted our audit in accordance with Generally Accepted Standards on Auditing. Those standards require that we plan and perform the audit to obtain reasonable assurance about whether the financial statements are free of material misstatement. An audit includes examining, on a test basis, evidence supporting the amounts and disclosures in the financial statements. An audit also includes assessing the accounting principles used and significant estimates made by Executive Committee, as well as evaluating the overall financial statements presentation. We believe that our audit provides a reasonable basis for our opinion.

In our opinion the financial statements give a true and fair view of the financial position of the European Bridge League as at 31 December 2008 and of the result for the year then ended in accordance with Generally Accepted Accounting Standards.

Antwerp, 31 March 2009

Ernst & Young Bedrijfsrevisoren BCVBA
represented by



Ronald Van den Ecker
Partner

European Bridge League

3. Financial statements for the year ended 31 December 2008

EUROPEAN BRIDGE LEAGUE

3.1 Balance sheet as per 31 December 2008

	Notes	2008		2007	
		EUR	EUR	EUR	EUR
FIXED ASSETS					
Tangible fixed assets	3	1.608,43		1.953,00	
Total fixed assets			1.608,43		1.953,00
Investments	4	384.160,00		243.160,00	
Total investments			384.160,00		243.160,00
CURRENT ASSETS					
Inventory		3.049,80		3.429,80	
Receivables	5	82.278,70		77.123,82	
Prepaid expenses	6	39.489,67		25.457,21	
Cash and bank balances		27.790,72		75.527,07	
Total current assets		152.608,89		181.537,90	
CURRENT LIABILITIES	7	-43.360,87		-24.675,04	
Current assets less current liabilities			109.248,02		156.862,86
TOTAL ASSETS LESS CURRENT LIABILITIES			<u>495.016,45</u>		<u>401.975,86</u>
PROVISIONS					
EQUITY					
Balance 1 January		395.986,79		254.775,56	
Surplus/Deficit		93.040,59		141.211,23	
Balance 31 December	8		489.027,38		395.986,79
EBL Solidarity Fund			5.989,07		5.989,07
			<u>495.016,45</u>		<u>401.975,86</u>

3.2 Statement of income and expenses

		<u>2008</u>	<u>2007</u>
INCOME	Notes		EUR
Income from Championships	9	73.876,52	154.440,49
Subtotal variable income		<u>73.876,52</u>	<u>154.440,49</u>
Membership fees		249.734,00	224.955,00
Investment income	10	13.861,03	10.234,53
Miscellaneous income		1.520,00	3.127,23
Total income		<u>338.991,55</u>	<u>392.757,25</u>
EXPENSES			
Executive committee	11	13.570,29	20.257,10
Other committees	12	12.123,41	10.078,82
Publication and promotion	13	2.504,00	2.061,00
Depreciation on fixed assets	3	7.162,84	4.364,14
Other expenses	14	210.590,42	214.784,96
Total fixed expenses		<u>245.950,96</u>	<u>251.546,02</u>
INCOME/LOSS		93.040,59	141.211,23
PROFIT/LOSS OF THE YEAR		<u><u>93.040,59</u></u>	<u><u>141.211,23</u></u>

FIXED ASSETS

<u>3.3 Tangible fixed assets</u>	<u>2008</u> EUR	<u>2007</u> EUR
- Bidding boxes	0,00	0,00
- Duplicating machine	0,00	0,00
- Computer	1,00	987,00
- Bridgemates	0,00	0,00
- Screens	0,00	0,00
- Projector	1,00	875,00
- Laser printer	1,00	87,00
- Software	1,00	1,00
- Cards	0,00	0,00
- EBL uniforms	1.602,43	1,00
- Illuminated sign	1,00	1,00
- Furniture office	1,00	1,00
- Boards	0,00	0,00
	<u>1.608,43</u>	<u>1.953,00</u>
 <u>3.4 Investments</u>		
This balance comprises bonds	<u>384.160,00</u>	<u>243.160,00</u>
The movements of bonds is as follows:		
Balance 31.12.2007	243.160,00	157.400,00
Acquisition	141.000,00	86.000,00
Redemptions	0,00	0,00
Exchange rate movements	0,00	-240,00
Balance 31.12.2008	<u>384.160,00</u>	<u>243.160,00</u>
Market value	<u>351.635,00</u>	<u>246.070,00</u>
 CURRENT ASSETS		
 <u>3.5 Receivables</u>		
Receivables	81.656,70	76.966,99
Accrued interest on bonds	622,00	156,83
	<u>82.278,70</u>	<u>77.123,82</u>
 <u>3.6 Prepaid expenses</u>	<u>39.489,67</u>	<u>25.457,21</u>

EUROPEAN BRIDGE LEAGUE

CURRENT LIABILITIES	<u>2008</u> EUR	<u>2007</u> EUR
<u>3.7 Current liabilities comprise</u>		
Accrued expenses	3.800,00	3.700,00
Other payable	26.373,01	20.975,04
Bank balances	13.187,86	0,00
	<u>43.360,87</u>	<u>24.675,04</u>

3.8 Equity

The movement in equity results only from the profit made in the year	<u>495.016,45</u>	<u>401.975,86</u>
--	-------------------	-------------------

3.9 Income from championships

This comprises the results of the following championships:

	<u>Income</u> EUR	<u>Expenses</u> EUR	<u>Result</u> EUR
Pau 2008	258.570,00	174.838,25	83.731,75
Worclaw 08 Youth pairs	24.300,00	24.300,00	0,00
Simultaneous pairs	23.446,00	13.922,00	9.524,00
TD Seminar 08	2.392,00	15.691,18	-13.299,18
Champion Cup 08 Amsterdam	0,00	6.080,05	-6.080,05
	<u>308.708,00</u>	<u>234.831,48</u>	<u>73.876,52</u>

3.10 Investment income

Investment income for 2008 comprises interest earned in the period between 01.01.08 and 31.12.08.

3.11 Executive Committee

This comprises indemnities granted to the Executive Committee and expenses incurred by the Executive Committee.

	<u>2008</u> EUR	<u>2007</u> EUR
Executive Committee meetings	<u>13.570,29</u>	<u>20.257,10</u>

These expenses can be summarised as follows:

	<u>2008</u> EUR	<u>2007</u> EUR
Masterpoint Committee	3.587,95	1.458,50
Youth Committee	218,40	1.159,00
Ladies Committee	2.694,37	3.000,00
Senior Committee	3.702,00	2.291,86
Tournament Directors Committee	834,00	1.019,75
Small NBO Committee	514,09	669,81
Championships Committee	366,00	360,00
Teaching & Seminar	0,00	119,90
Sponsoring Committee	206,60	0,00
	<u>12.123,41</u>	<u>10.078,82</u>

3.12 Publication and promotion expenses

This comprises the following:

	<u>2008</u> EUR	<u>2007</u> EUR
Communication	<u>2.504,00</u>	<u>2.061,00</u>

3.13 Other expenses

	<u>2008</u>	<u>2007</u>
	EUR	EUR
This comprises the following:		
Audit charges	7.402,60	7.300,00
Bank charges	5.266,54	19.295,17
Insurance charges	6.186,39	6.186,39
Secretarial services	47.381,02	50.681,94
Internet	26.090,01	27.092,70
Stockage tables	9.000,00	3.000,00
Travel expenses	4.371,81	14.001,59
Relations IOC	579,48	476,17
WBF Executive Meeting	28.383,96	21.196,40
President expenses	43.991,34	40.314,60
Secretary expenses	10.000,00	10.000,00
Treasurer expenses	15.000,00	15.000,00
Miscellaneous expenses	115,00	240,00
Miscellaneous expenses previous year	6.822,27	0,00
	<u>210.590,42</u>	<u>214.784,96</u>

4. Other information

European Bridge League

4. Other information

STATEMENT OF BONDS AS PER 31 DECEMBER 2008

<u>Nominal value</u>		<u>Bonds</u>	<u>Book value</u>	<u>Market value</u>
			EUR	EUR
CHF	50.000	5,5 % Int. Bank for Reconstruction & Development 1986-2011	30.160,00	33.070,00
EUR	213.000	Fiduciaires Terme Fixe 31.1.2008 3,90%	213.000,00	213.000,00
			<u>243.160,00</u>	<u>246.070,00</u>